

VITA PROSTHETIC SOLUTIONS

Mould Chart



For the ideal dental prosthetics – natural, reliable, rich in variation.

It's so simple – three steps to the correct tooth mould!

- 1. Select the category/
tooth line**
- 2. Select the mould
group**
- 3. Determine the
appropriate tooth
mould**


Decide on a category/tooth line based on the requirements of the case and indication.

Select the appropriate mould group for the patient's face and jaw mould.

Determine the appropriate tooth mould based on the cuspid and laugh lines.

1. Select the appropriate category/tooth line

Vivid play of shape and shade for natural results.



Impressive variety of shades and moulds for all cases.



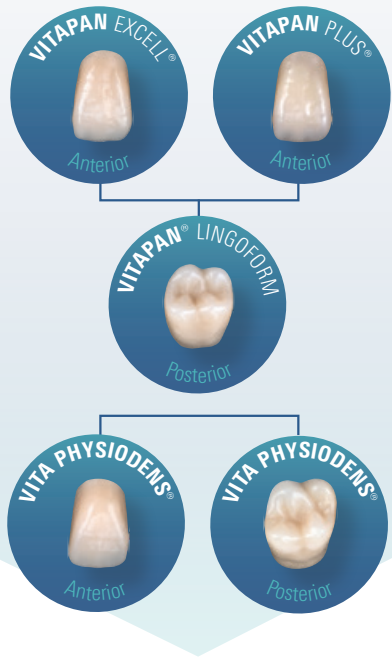
Solid, standard dentures that are cost-efficient.



Efficient CAD/CAM dentures for greater productivity.



> Recommended anterior / posterior combinations



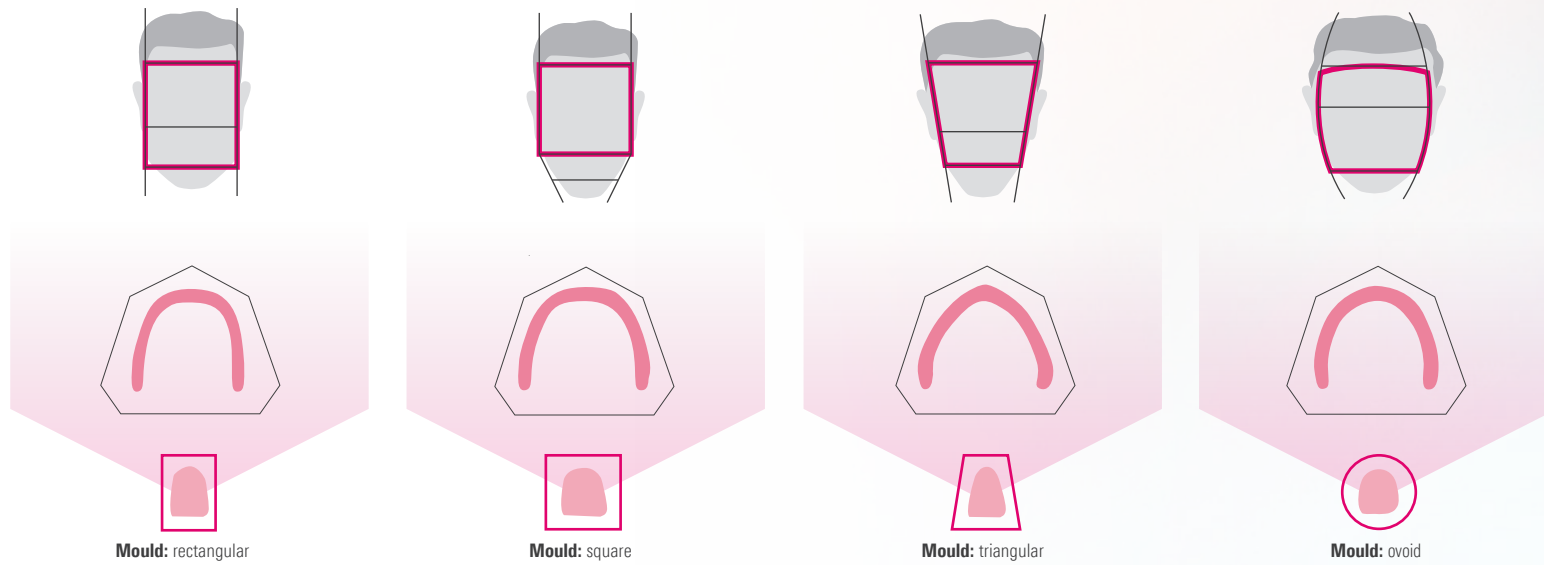
> Recommended indication(s)*

	★			⊕			☑		😊	
Anterior	VITAPAN EXCELL	VITAPAN PLUS	VITA PHYSIODENS	VITAPAN			VITA MFT	VITA VIONIC VIGO	VITA VIONIC FRAME	
Posterior	VITAPAN LINGOFORM		VITA PHYSIODENS	VITAPAN CUSPIFORM	VITAPAN SYNOFORM		VITA MFT	VITA VIONIC VIGO	VITA VIONIC FRAME	
Full dentures	●	●		●			●	●		●
Partial dentures	●	●	●	●			●			●
Hybrid dentures			●							
Implant-retained dentures	●	●								
Geronto-prosthetics					●					

* These are recommended indications for the respective prosthetic solutions/prosthetic teeth, but the entire spectrum of full/partial/combination and implant prostheses are typically possible!

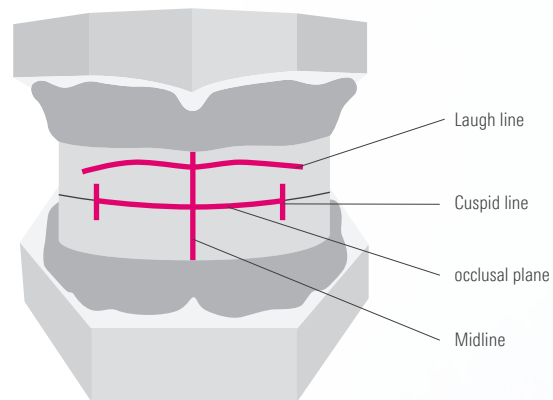
VITAPAN EXCELL	VITAPAN PLUS	VITAPAN LINGOFORM	VITA PHYSIODENS	VITAPAN	VITAPAN CUSPIFORM	VITAPAN SYNOFORM	VITA MFT	VITA VIONIC VIGO	VITA VIONIC FRAME
----------------	--------------	-------------------	-----------------	---------	-------------------	------------------	----------	------------------	-------------------

2. Select the appropriate mould group



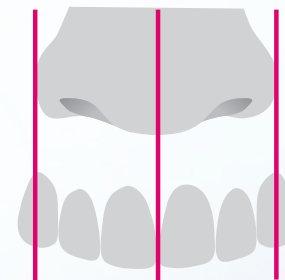
3. Determine the appropriate tooth mould

The required width and length of the anterior teeth are determined using the cuspid and the laugh line.



Laugh line

This line is the determining factor for the length of the upper anteriors. The tooth necks should be situated above this line.



Cuspid line

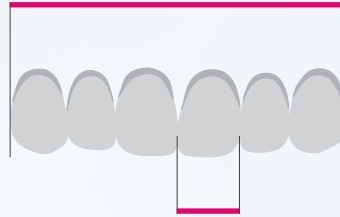
This line is critical for the width of the upper anteriors. The tips of the upper cuspids should be aligned with this line.

Measurement points: How tooth dimensions are determined.*

> Anterior

Upper jaw and lower jaw

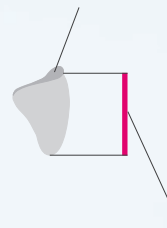
Total width of the set



Tooth width

Upper jaw: FDI 21 (US 9)
Lower jaw: FDI 31 (US 24)

Tooth neck not included
in measurement



Tooth height

Conventional
denture teeth




Tooth height

VITA VIONIC VIGO

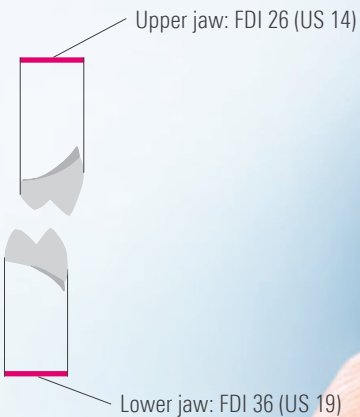
> Posterior

Upper jaw and lower jaw

Width of half of the set (upper jaw)



Width of half of the set (lower jaw)



* All values in mm

All VITA tooth lines introduced after 2007 were measured digitally

Maximum deviation of measurements of denture teeth +- 5 % in accordance with DIN ISO 22112:2017

VITAPAN
EXCELL

VITAPAN
PLUS

VITAPAN
LINGOFORM

VITA
PHYSIODENS

VITAPAN

VITAPAN
CUSPIFORM

VITAPAN
SYNOFORM

VITA
MFT

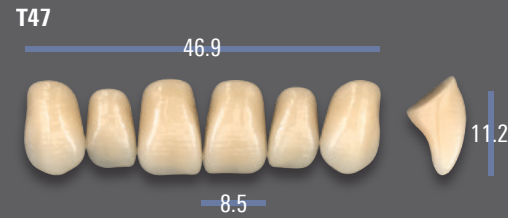
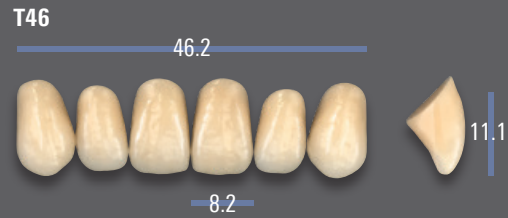
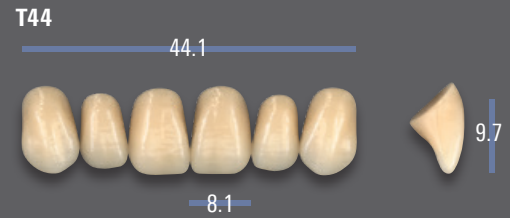
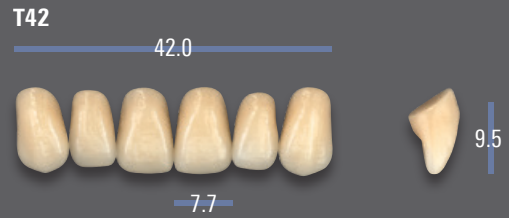
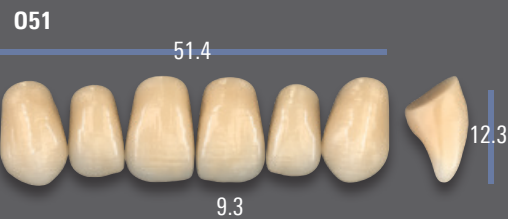
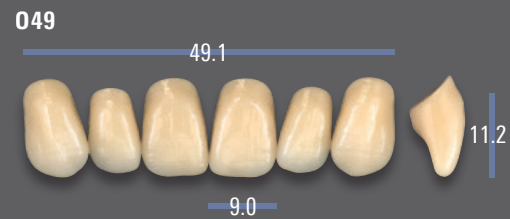
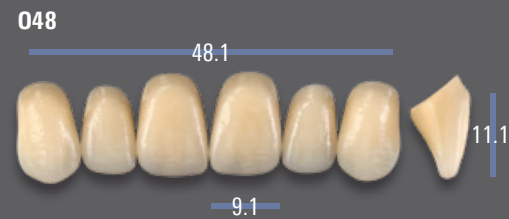
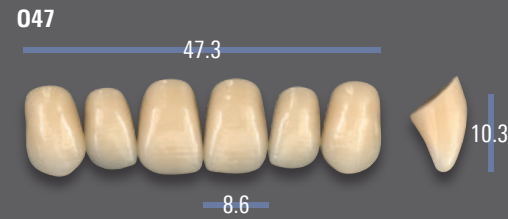
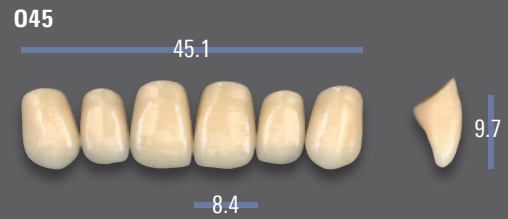
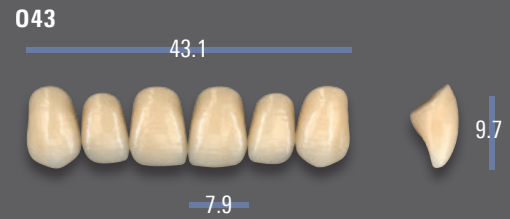
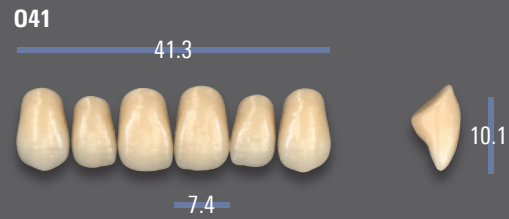
VITA VIONIC
VIGO

VITA VIONIC
FRAME

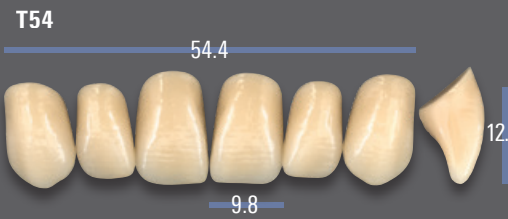
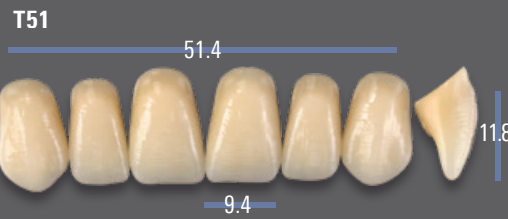
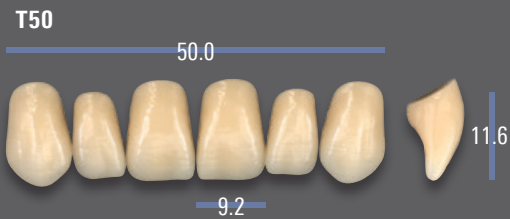
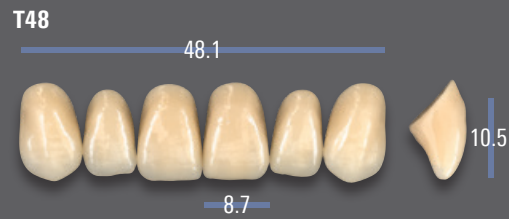
Upper Anteriors



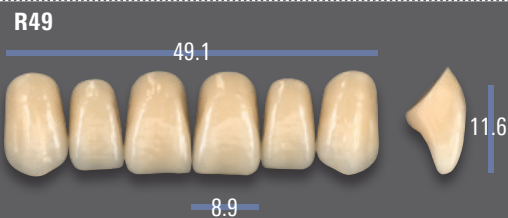
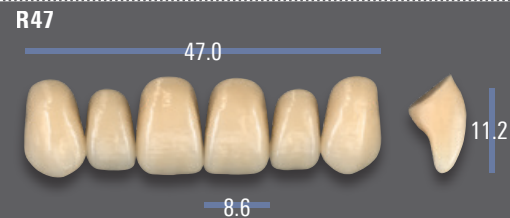
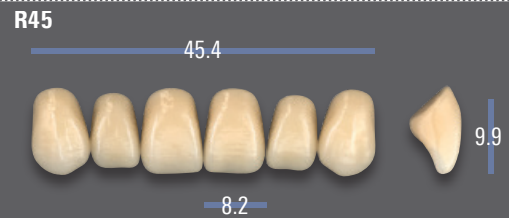
ovoid



triangular



rectangular





square

S46

46.3



8.5



10.3

S48

47.9



8.7



9.1

S52

52.1



9.6



10.7

Lower Anteriors

L33

33.2



5.0



9.0

L35

35.3



5.2



9.9

L37

37.3



5.5



9.4

L37LC

37.4



5.6



11.4

L39

39.0



6.0



9.8

L41

41.2



6.1








10.8

► Note: For VITAPAN LINGOFORM moulds, please select the appropriate register

VITAPAN EXCELL®

Available in 28 x VITA SYSTEM 3D-MASTER® shades (0M1, 0M3, 1M1 – 5M3) and 15 x VITA classical A1–D4® shades (without B1)

VITAPAN EXCELL Anterior	UJ / No.  mm	041 41.3	043 43.1	045 45.1	047 47.3	048 48.1	049 49.1	051 51.4	T42 42.0	T44 44.1	T46 46.2	T47 46.9	T48 48.1	T50 50.0	T51 51.4	T54 54.4
	LJ / No.  mm	L33 33.2	L33 33.2	L35 35.3	L37 37.3	L37/L37LC 37.3/37.4	L39 39.0	L41 41.2	L33 33.2	L33 33.2	L35 35.3	L37 37.3	L37 37.3	L39 39.0	L39 39.0	L41 41.2
VITAPAN LINGOFORM Posterior	UJ / No.  mm	21L 30.1	21L 30.1	22L 31.6	22L 31.6	22L 31.6	23L 34.2	24L 35.8	21L 30.1	21L 30.1	22L 31.6	22L 31.6	22L 31.6	24L 35.8	23L 34.2	24L 35.8
	LJ / No.  mm	21L 30.7	21L 30.7	22L 32.1	22L 32.1	22L 32.1	23L 34.8	24L 36.4	21L 30.7	21L 30.7	22L 32.1	22L 32.1	22L 32.1	24L 36.4	23L 34.8	24L 36.4

VITAPAN EXCELL Anterior	UJ / No.  mm	R45 45.4	R47 47.0	R49 49.1	S46 46.3	S48 47.9	S52 52.1
	LJ / No.  mm	L35 35.3	L37 37.3	L39 39.0	L35 35.3	L37 37.3	L41 41.2
VITAPAN LINGOFORM Posterior	UJ / No.  mm	22L 31.6	22L 31.6	23L 34.2	22L 31.6	22L 31.6	23L 34.2
	LJ / No.  mm	22L 32.1	22L 32.1	23L 34.8	22L 32.1	22L 32.1	23L 34.8

The information contained in the combination table is only intended as a guide, and can vary depending on the patient's individual situation.

► Note: For VITAPAN LINGOFORM moulds, please select the appropriate register



VITAPAN
EXCELL

VITAPAN
PLUS

VITAPAN
LINGOFORM

VITA
PHYSIODENS

VITAPAN

VITAPAN
CUSPIFORM

VITAPAN
SYNOFORM

VITA
MFT

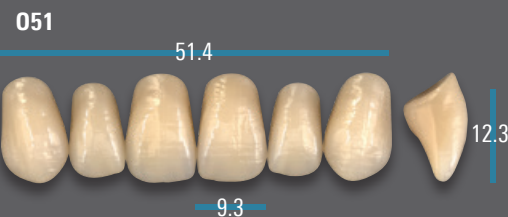
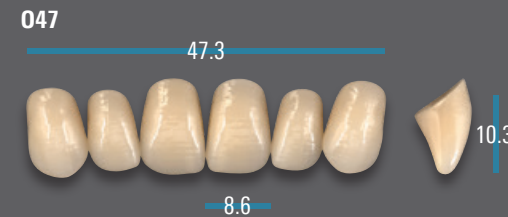
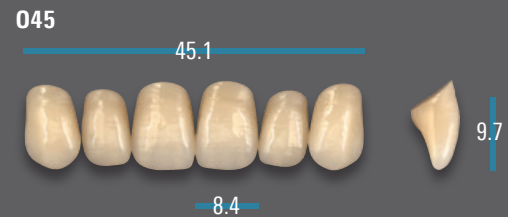
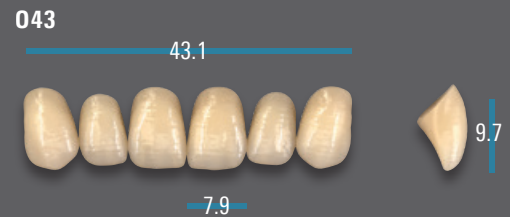
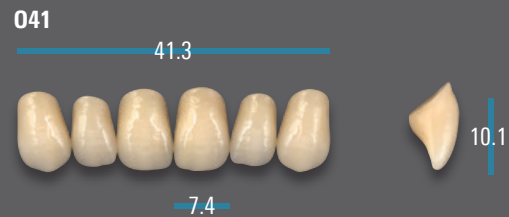
VITA VIONIC
VIGO

VITA VIONIC
FRAME

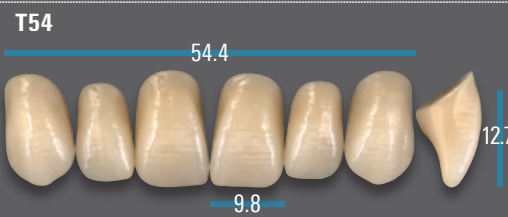
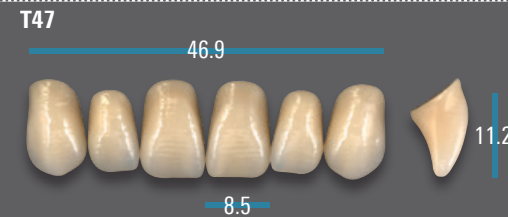
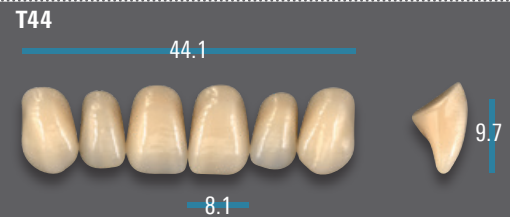
Upper Anteriors



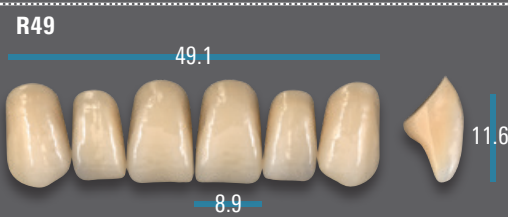
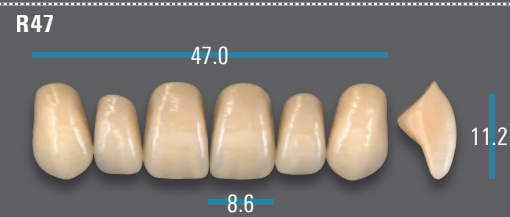
ovoid



triangular



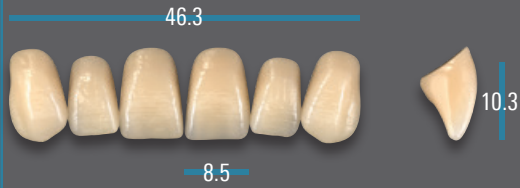
rectangular





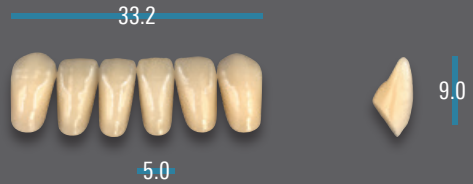
square

S46

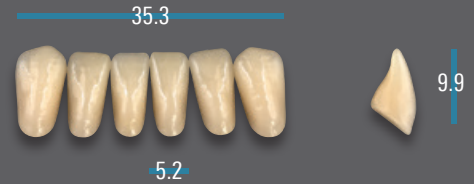


Lower Anteriors

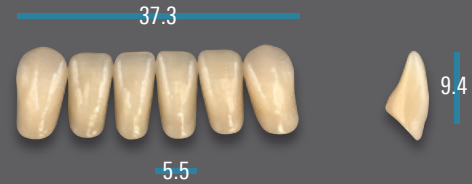
L33



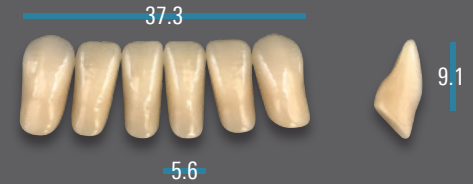
L35



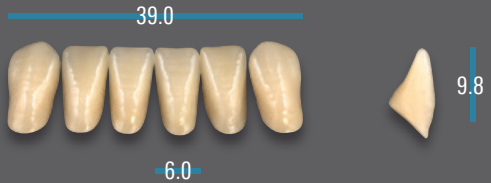
L37



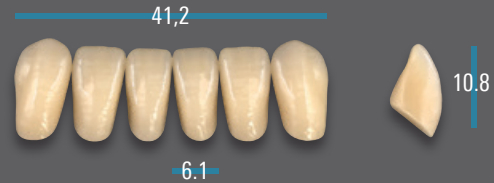
L37L* (L37 with longer tooth neck)



L39



L41



VITAPAN PLUS Anterior	UJ / No. mm	041 41.3	043 43.1	045 45.1	047 47.3	047L* 47.3	049 49.1	051 51.4	T42 42.0	T44 44.1	T46 46.2	T47 46.9	T48 48.1	T50 50.0	T54 54.4	R45 45.4	R47 47.0	R49 49.1	S46 46.3
	LJ / No. mm	L33 33.2	L33 33.2	L35 35.3	L37 37.3	L37L* 37.3	L39 39.0	L41 41.2	L33 33.2	L33 33.2	L35 35.3	L37 37.3	L37 37.3	L39 39.0	L 41 41.2	L35 35.3	L37 37.3	L39 39.0	L35 35.3
VITAPAN LINGOFORM Posterior	UJ / No. mm	21L 30.1	21L 30.1	22L 31.6	22L 31.6	22L 31.6	23L 34.2	24L 35.8	21L 30.1	21L 30.1	22L 31.6	22L 31.6	22L 31.6	24L 35.8	24L 35.8	22L 31.6	22L 31.6	23L 34.2	22L 31.6
	LJ / No. mm	21L 30.7	21L 30.7	22L 32.1	22L 32.1	22L 32.1	23L 34.8	24L 36.4	21L 30.7	21L 30.7	22L 32.1	22L 32.1	22L 32.1	24L 36.4	24L 36.4	22L 32.1	22L 31.6	23L 34.8	22L 32.1

The information contained in the combination table is only intended as a guide, and can vary depending on the patient's individual situation. *long (047 or L37 with longer tooth neck)

VITAPAN EXCELL

VITAPAN PLUS

VITAPAN LINGOFORM

VITA PHYSIODENS

VITAPAN

VITAPAN CUSPIFORM

VITAPAN SYNOFORM

VITA MFT

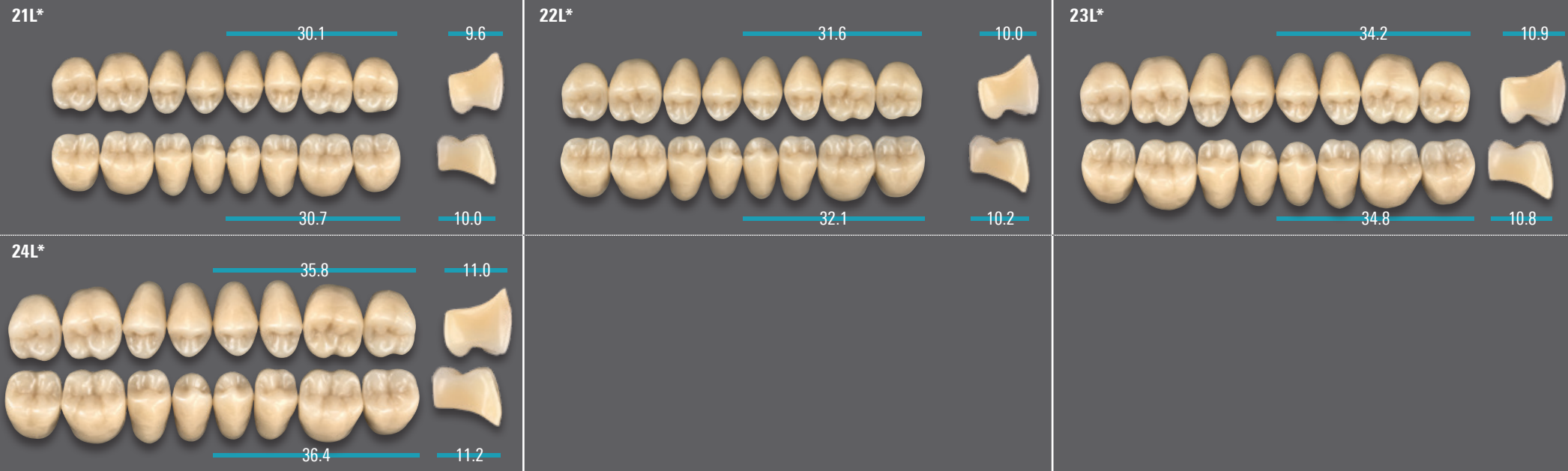
VITA VIONIC VIGO

VITA VIONIC FRAME

VITAPAN® LINGOFORM

Available in 27 x VITA SYSTEM 3D-MASTER® shades (0M3, 1M1 – 5M3) and 15 x VITA classical A1 – D4® shades (without B1)

Posterior



* Bleached shade 0M3 available exclusively for selected mould(s).



VITAPAN
EXCELL

VITAPAN
PLUS

VITAPAN
LINGOFORM

VITA
PHYSIODENS

VITAPAN

VITAPAN
CUSPIFORM

VITAPAN
SYNOFORM

VITA
MFT

VITA VIONIC
VIGO

VITA VIONIC
FRAME

VITA PHYSIODENS®

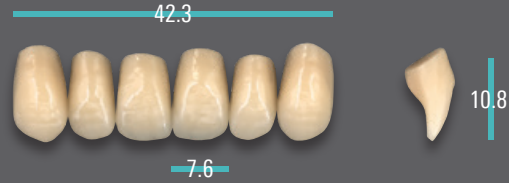
Available in 28 x VITA SYSTEM 3D-MASTER® shades (0M1, 0M3, 1M1 – 5M3) and 15 x VITA classical A1–D4® shades (without B1)

Upper Anteriors

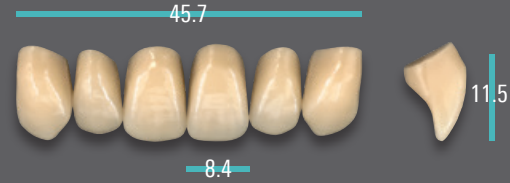


ovoid

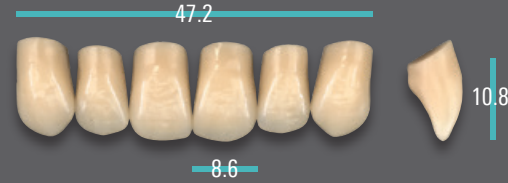
01S*



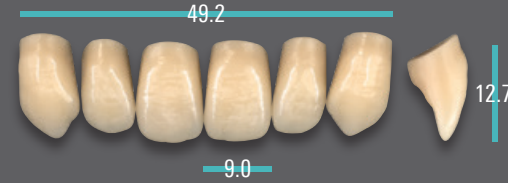
02L



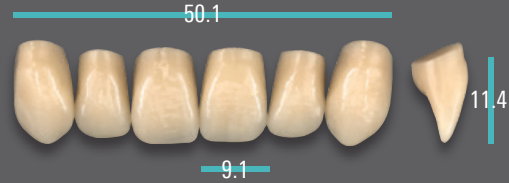
03M



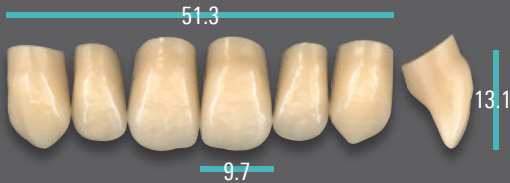
04L



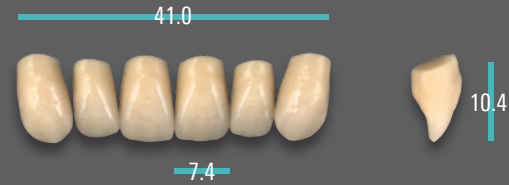
05L



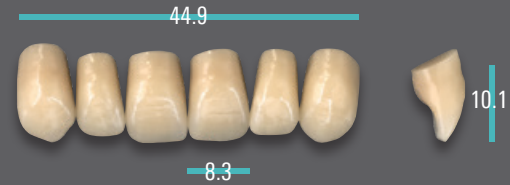
06L



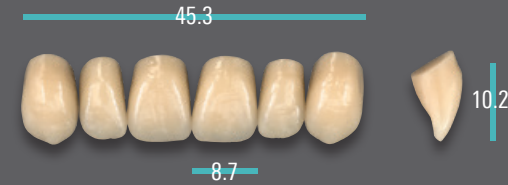
T6S**



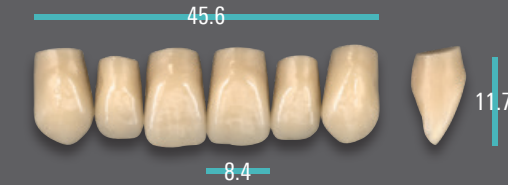
T2S*



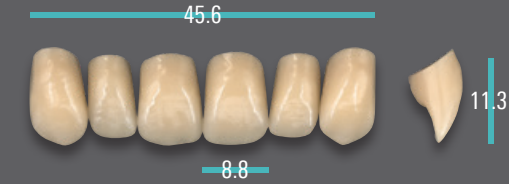
T1S



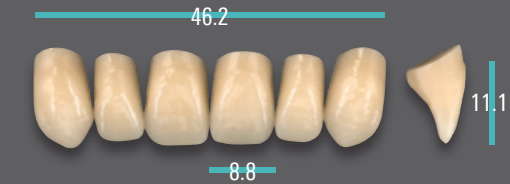
T3M



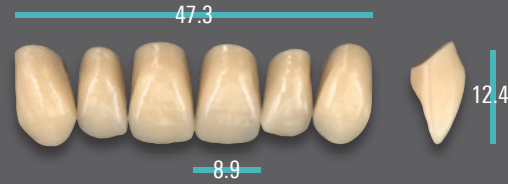
T4M*



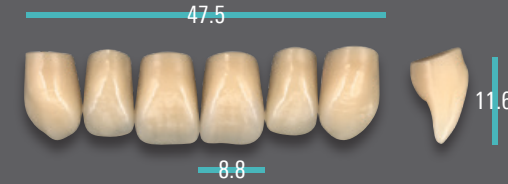
T5M



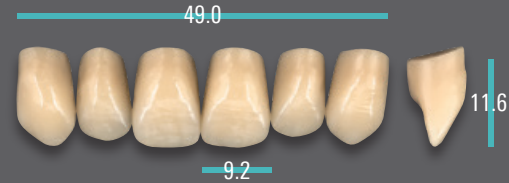
T6L



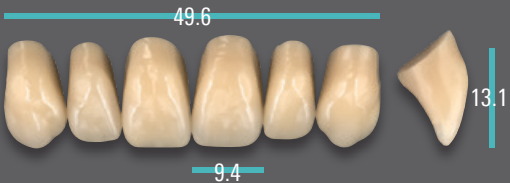
T7M



T8L*



T9L



triangular



rectangular

X1M*

46.3



8.8



11.0

X2L

46.2



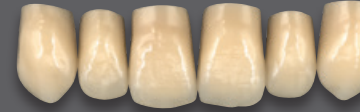
8.7



11.6

X3L

47.8



9.0



11.8



square

Z1S

44.1



8.1



9.8

Z2S

47.5



8.7



10.1

Lower Anteriors

L1S*

33.0



4.9



8.8

L2M*

34.5



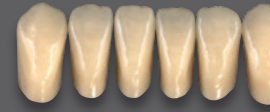
5.2



10.4

L3M*

36.3



5.2



10.5

L4M*

35.5



5.4



9.4

L5M*

37.0



5.5



10.4

L6L

38.2



5.8



11.4

L7L

38.2



5.5



13.0

L8L

43.5



6.3



13.0

* Bleached shade(s) 0M1 and 0M3 available exclusively for selected mould(s).

** Mould(s) only available in VITA SYSTEM 3D-MASTER shade(s).

VITAPAN
EXCELL

VITAPAN
PLUS

VITAPAN
LINGOFORM

VITA
PHYSIODENS

VITAPAN

VITAPAN
CUSPIFORM

VITAPAN
SYNOFORM

VITA
MFT

VITA VIONIC
VIGO

VITA VIONIC
FRAME

VITA PHYSIODENS®

Available in 28 x VITA SYSTEM 3D-MASTER® shades (0M1, 0M3, 1M1 – 5M3) and 15 x VITA classical A1–D4® shades (without B1)

VITA PHYSIODENS Anterior	UJ / No.  mm	01S 42.3	02L 45.7	03M 47.2	04L 49.2	05L 50.1	06L 51.3	T6S 41.0	T2S 44.9	T1S 45.3	T3M 45.6	T4M 45.6	T5M 46.2	T6L 47.3	T7M 47.5	T8L 49.0	T9L 49.6
	LJ / No.  mm	L1S 33.0	L2M 34.5	L3M 36.3	L6L 38.2	L6L 38.2	L8L 43.5	L1S 33.0	L2M 34.5	L1S 33.0	L3M 36.3	L4M 35.5	L3M 36.3	L5M 37.0	L7L 38.2	L5M 37.0	L6L 38.2
VITA PHYSIODENS Posterior	UJ / No.  mm	21E 30.5	22E 32.9	23E 33.5	24E 34.8	24E 34.8	25E 36.7	21E 30.5	21E 30.5	20E 29.4	22E 32.9	22E 32.9	23E 33.5	23E 33.5	23E 33.5	24E 34.8	25E 36.7
	LJ / No.  mm	21E 32.7	22E 33.7	23E 34.6	24E 36.1	24E 36.1	25E 37.3	21E 32.7	21E 32.7	20E 31.0	22E 33.7	22E 33.7	23E 34.6	23E 34.6	23E 34.6	24E 36.1	25E 37.3

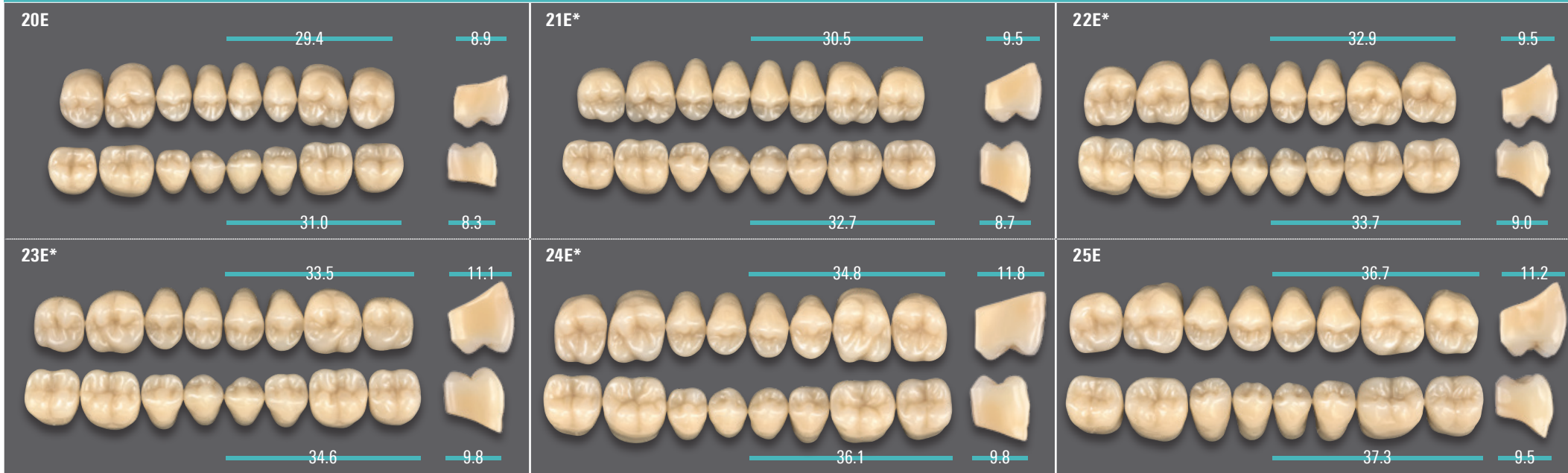
VITA PHYSIODENS Anterior	UJ / No.  mm	X1M 46.3	X2L 46.2	X3L 47.8	Z1S 44.1	Z2S 47.5
	LJ / No.  mm	L3M 36.3	L4M 35.5	L5M 37.0	L1S 33.0	L5M 37.0
VITA PHYSIODENS Posterior	UJ / No.  mm	23E 33.5	23E 33.5	24E 34.8	21E 30.5	22E 32.9
	LJ / No.  mm	23E 34.6	23E 34.6	24E 36.1	21E 32.7	22E 33.7

The information contained in the combination table is only intended as a guide, and can vary depending on the patient's individual situation.

VITA PHYSIODENS®

Available in 27 x VITA SYSTEM 3D-MASTER® shades (0M3, 1M1 – 5M3) and 15 x VITA classical A1 – D4® shades (without B1)

Posterior



* Bleached shade 0M3 available exclusively for selected mould(s).

Upper Anteriors



013

41.7

9.5

7.9

025

42.8

9.9

8.1

034

43.3

9.7

8.0

035

43.2

9.8

8.0

043

43.6

9.4

8.2

086

47.1

9.9

8.9

097

49.2

11.5

9.0

098*

48.1

11.8

9.0

099

52.5

12.5

9.8

T36*

43.7

10.1

8.1

T53

44.6

9.2

8.1

T56

44.4

10.0

8.3

T66

44.6

10.2

8.3



T67

45.1

10.0

8.4

T76*

45.9

10.4

8.2

T77*

46.2

10.6

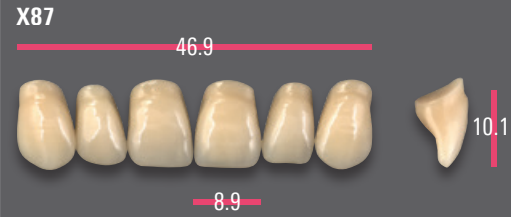
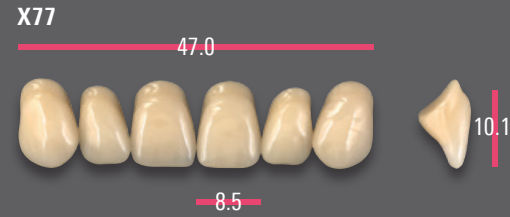
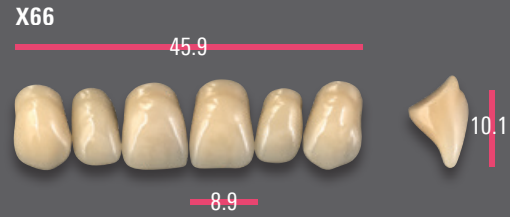
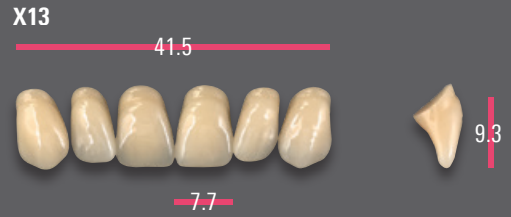
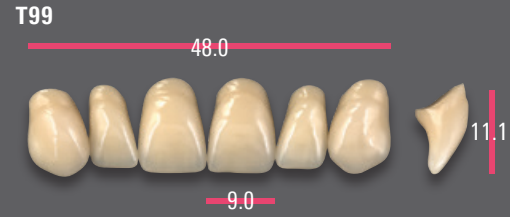
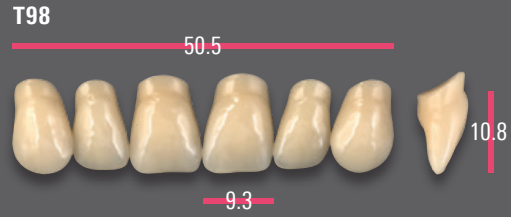
8.5

T88*

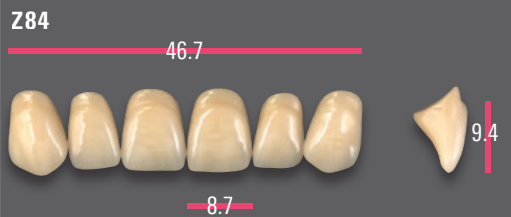
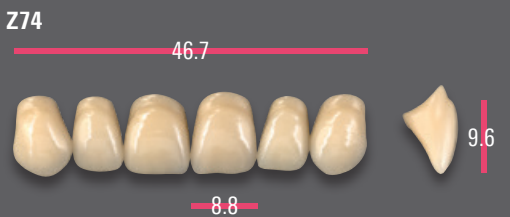
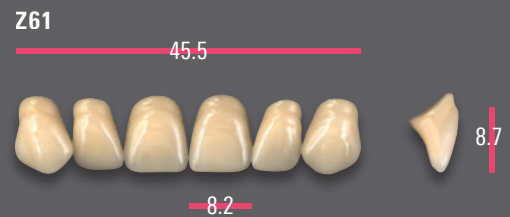
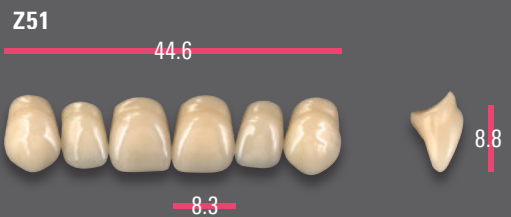
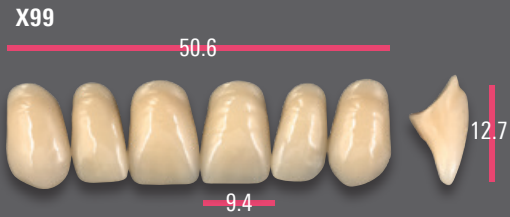
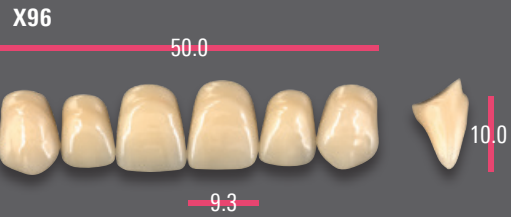
47.1

10.6

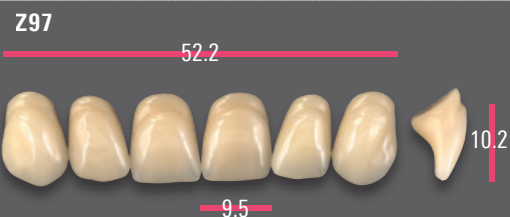
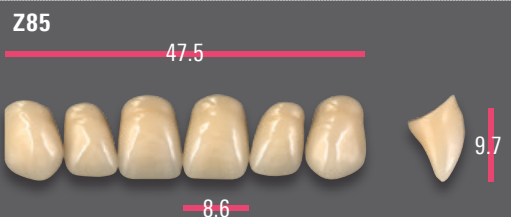
8.7



rectangular



square



VITAPAN
EXCELL

VITAPAN
PLUS

VITAPAN
LINGOFORM

VITA
PHYSIODENS

VITAPAN

VITAPAN
CUSPIFORM

VITAPAN
SYNOFORM

VITA
MFT

VITA VIONIC
VIGO

VITA VIONIC
FRAME







Lower Anteriors







Fully anatomical incisal edges

Abraded incisal edges

Fully anatomical incisal edges	L3 33.4 5.0 8.0	L5* 35.3 5.2 9.2	L5L 34.2 5.1 9.9	L7* 36.2 5.4 8.7
	L9 36.1 5.6 9.0	L11* 36.9 5.7 9.1	L13 37.0 5.6 8.7	L15 38.0 5.7 12.2
Abraded incisal edges	L4* 32.7 4.7 8.3	L8 38.9 5.8 9.8	L10 39.0 5.9 9.2	L12 41.0 6.2 9.8
	L14 41.7 6.1 10.9			

* Bleached shade(s) 0M1 and 0M3 available exclusively for selected mould(s).

VITAPAN Anterior	UJ / No.  mm	013 41.7	025 42.8	034 43.3	035 43.2	043 43.6	086 47.1	097 49.2	098 48.1	099 52.5	T36 43.7	T53 44.6	T56 44.4	T66 44.6	T67 45.1	T76 45.9	T77 46.2	T88 47.1	T98 50.5	T99 48.0
	LJ / No.  mm	L4 32.7	L3 33.4	L3 33.4	L3 33.4	L5 35.3	L11 36.9	L8 38.9	L13 37.0	L14 41.7	L4 32.7	L5 35.3	L5 35.3	L5 35.3	L4 32.7	L7 36.2	L11 36.9	L11 36.9	L15 38.0	L11 36.9
VITAPAN CUSPIFORM Posterior	UJ / No.  mm	40C 28.1	40C 28.1	41C 29.9	41C 29.9	41C 29.9	42C 31.7	44C 32.8	42C 31.7	45C 34.8	40C 28.1	41C 29.9	41C 29.9	42C 31.7	42C 31.7	42C 31.7	42C 31.7	44C 32.8	45C 34.8	44C 32.8
	LJ / No.  mm	40C 29.5	40C 29.5	41C 31.3	41C 31.3	41C 31.3	42C 33.4	44C 34.6	42C 33.4	45C 36.3	40C 29.5	41C 31.3	41C 31.3	42C 33.4	42C 33.4	42C 33.4	42C 33.4	44C 34.6	45C 36.3	44C 34.6
VITAPAN SYNOFORM Posterior	UJ / No.  mm	10S 29.0	10S 29.0	11S 30.0	11S 30.0	11S 30.0	12S 31.3	14S 33.1	12S 31.3	14S 33.1	10S 29.0	11S 30.0	11S 30.0	12S 31.3	12S 31.3	12S 31.3	12S 31.3	14S 33.1	14S 33.1	14S 33.1
	LJ / No.  mm	10S 30.5	10S 30.5	11S 31.9	11S 31.9	11S 31.9	12S 32.7	14S 35.4	12S 32.7	14S 35.4	10S 30.5	11S 31.9	11S 31.9	12S 32.7	12S 32.7	12S 32.7	12S 32.7	14S 35.4	14S 35.4	14S 35.4

VITAPAN Anterior	UJ / No.  mm	X13 41.5	X66 45.9	X77 47.0	X87 46.9	X96 50.0	X99 50.6	Z51 44.6	Z61 45.5	Z74 46.7	Z84 46.7	Z85 47.5	Z97 52.2
	LJ / No.  mm	L4 32.7	L9 36.1	L11 36.9	L11 36.9	L10 39.0	L15 38.0	L3 33.4	L3 33.4	L9 36.1	L9 36.1	L13 37.0	L12 41.0
VITAPAN CUSPIFORM Posterior	UJ / No.  mm	41C 29.9	42C 31.7	42C 31.7	44C 32.8	44C 32.8	45C 34.8	43C 31.0	43C 31.0	42C 31.7	42C 31.7	44C 32.8	45C 34.8
	LJ / No.  mm	41C 31.3	42C 33.4	42C 33.4	44C 34.6	44C 34.6	45C 36.3	43C 32.3	43C 32.3	42C 33.4	42C 33.4	44C 34.6	45C 36.3
VITAPAN SYNOFORM Posterior	UJ / No.  mm	11S 30.0	12S 31.3	12S 31.3	14S 33.1	14S 33.1	14S 33.1	13S 31.3	13S 31.3	12S 31.3	12S 31.3	14S 33.1	14S 33.1
	LJ / No.  mm	11S 31.9	12S 32.7	12S 32.7	14S 35.4	14S 35.4	14S 35.4	13S 33.9	13S 33.9	12S 32.7	12S 32.7	14S 35.4	14S 35.4

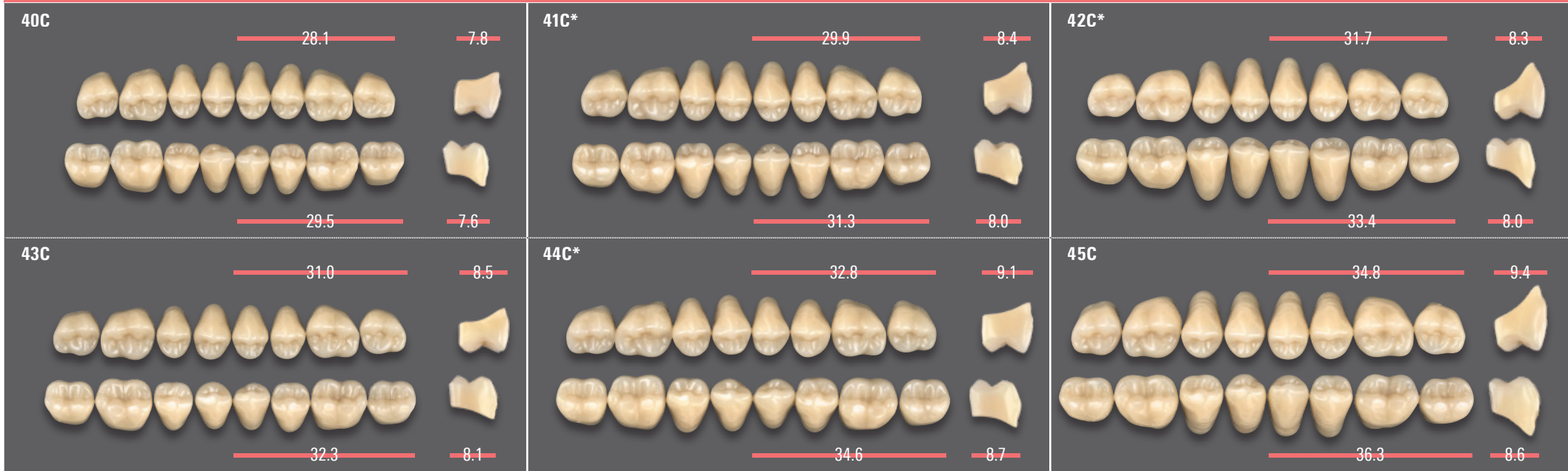
The information contained in the combination table is only intended as a guide, and can vary depending on the patient's individual situation.

VITAPAN EXCELL	VITAPAN PLUS	VITAPAN LINGOFORM	VITA PHYSIODENS	VITAPAN	VITAPAN CUSPIFORM	VITAPAN SYNOFORM	VITA MFT	VITA VIONIC VIGO	VITA VIONIC FRAME
-------------------	-----------------	----------------------	--------------------	---------	----------------------	---------------------	-------------	---------------------	----------------------

VITAPAN® CUSPIFORM

Available in 27 x VITA SYSTEM 3D-MASTER® shades (0M3, 1M1 – 5M3) and 15 x VITA classical A1 – D4® shades (without B1)

Posterior

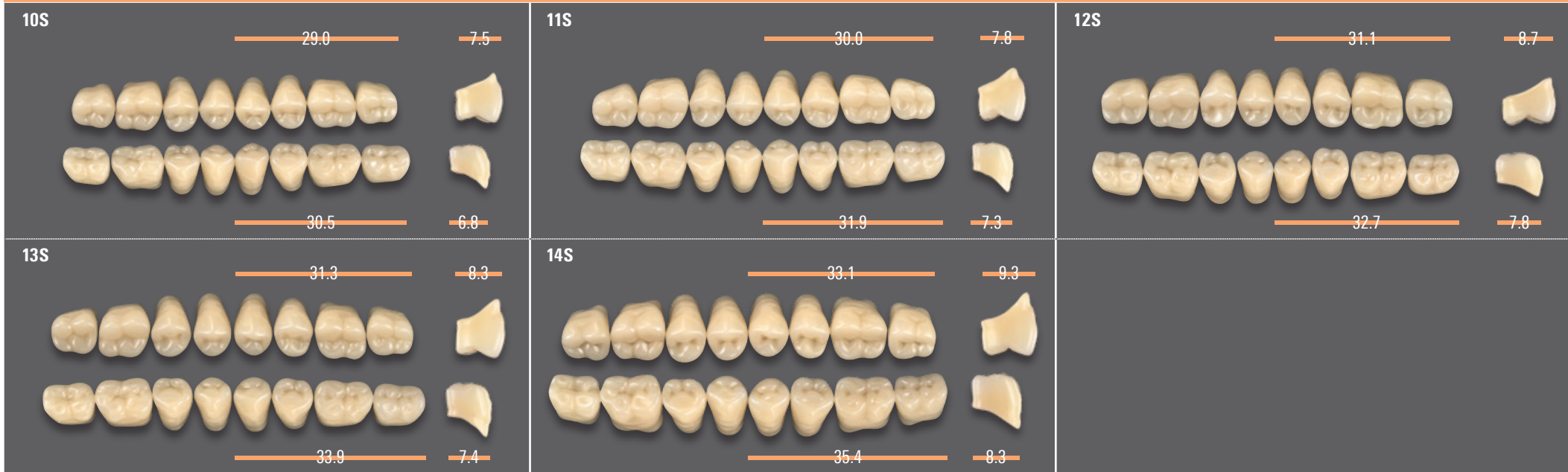


* Bleached shade 0M3 available exclusively for selected mould(s).

VITAPAN SYNOFORM®

Available in 15 x VITA classical A1 – D4® shades (without B1)

Posterior



Upper Anteriors





 ovoid	040 40.0  7.5 10.0	044 43.9  8.1 10.2	049 49.2  9.0 11.8	
 triangular	T41 40.5  7.5 9.4	T43 43.3  8.2 10.3	T46 46.1  8.5 10.2	T49 48.8  9.0 11.8
 rectangular	R42 42.1  7.9 9.3	R45 44.5  8.2 10.3	R47 46.6  8.5 11.0	
 square	S47 46.8  8.9 10.8	S50 49.7  9.2 12.0		

* The VITA MFT classical shades specified represent the closest possible approximation of VITA SYSTEM 3D-MASTER shades.

** These shades are expected to be available from September 2022: 0M1 (also for posterior teeth), 3M1, 3M3, B4, C1, D2

Lower Anteriors



VITA MFT Anterior	UJ / No.  mm	O40 40.0	O44 43.9	O49 49.2	T41 40.5	T43 43.3	T46 46.1	T49 48.8	R42 42.1	R45 44.5	R47 46.6	S47 46.8	S50 49.7
	LJ / No.  mm	L33 32.6	L34 34.0	L40 39.5	L33 32.6	L34 34.0	L37 36.8	L40 39.5	L34 34.0	L37 36.8	L37 36.8	L40 39.5	L40 39.5
VITA MFT Posterior	UJ / No.  mm	PU29 28.8	PU29 28.8	PU33 33.0	PU29 28.8	PU31 30.6	PU31 30.6	PU33 33.0	PU29 28.8	PU31 30.6	PU33 33.0	PU33 33.0	PU33 33.0
	LJ / No.  mm	PL29 29.6	PL29 29.6	PL33 33.6	PL29 29.6	PL31 31.1	PL31 31.1	PL33 33.6	PL29 29.6	PL31 31.1	PL33 33.6	PL33 33.6	PL33 33.6

The information contained in the combination table is only intended as a guide, and can vary depending on the patient's individual situation. *long (O47 or L37 with longer tooth neck)

VITAPAN
EXCELL

VITAPAN
PLUS

VITAPAN
LINGOFORM

VITA
PHYSIODENS

VITAPAN

VITAPAN
CUSPIFORM

VITAPAN
SYNOFORM

VITA
MFT

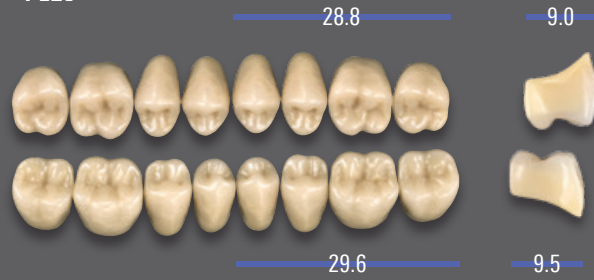
VITA VIONIC
VIGO

VITA VIONIC
FRAME

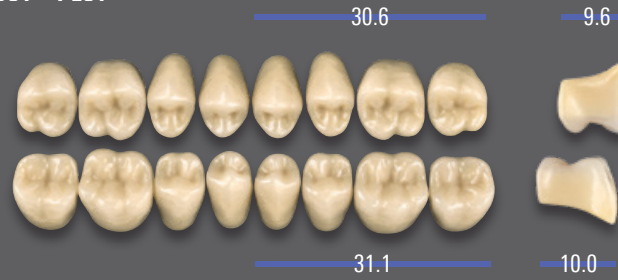
VITA MFT® Available in 15 x VITA SYSTEM 3D-MASTER® shades (0M1, 0M3, 1M1, 2L1.5, 2M1, 2M2, 3M1, 3L1.5, 3L2.5, 3M2, 3R2.5, 3M3, 4L1.5, 4M2, 5M1)** and 16 x VITA classical A1 – D4® shades (A1, A2*, A3, A3.5*, A4*, B1*, B2*, B3*, B4*, C1, C2*, C3, C4*, D2*, D3, D4*)**

Posterior

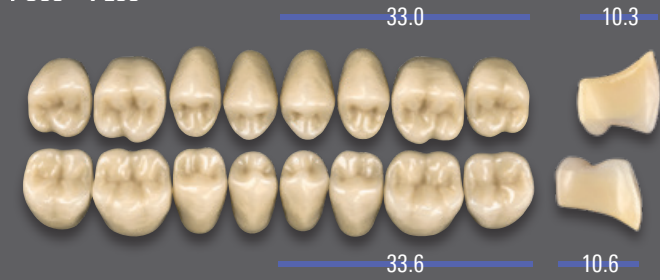
PU29 – PL29



PU31 – PL31



PU33 – PL33



* The VITA MFT classical shades specified represent the closest possible approximation of VITA SYSTEM 3D-MASTER shades.

** These shades are expected to be available from September 2022: 0M1 (also for posterior teeth), 3M1, 3M3, B4, C1, D2



VITAPAN
EXCELL

VITAPAN
PLUS

VITAPAN
LINGOFORM

VITA
PHYSIODENS

VITAPAN

VITAPAN
CUSPIFORM

VITAPAN
SYNOFORM

VITA
MFT

VITA VIONIC
VIGO

VITA VIONIC
FRAME

Upper Anteriors

 <p>ovoid</p>	<p>043</p> <p>43.3</p>  <p>10.7</p> <p>7.9</p>	<p>045</p> <p>44.8</p>  <p>11.3</p> <p>8.3</p>		
 <p>triangular</p>	<p>T44</p> <p>44.0</p>  <p>11.7</p> <p>8.1</p>	<p>T46</p> <p>46.2</p>  <p>11.6</p> <p>8.2</p>	<p>T48</p> <p>48.3</p>  <p>12.5</p> <p>8.7</p>	<p>T50</p> <p>49.9</p>  <p>12.9</p> <p>9.2</p>
 <p>rectangular</p>	<p>R47</p> <p>47.0</p>  <p>10.7</p> <p>8.6</p>	<p>R49</p> <p>49.0</p>  <p>12.1</p> <p>8.9</p>		

Lower Anteriors

<p>L33</p> <p>33.2</p>  <p>8.9</p> <p>4.9</p>	<p>L35</p> <p>35.2</p>  <p>9.5</p> <p>5.2</p>	<p>L37</p> <p>37.2</p>  <p>10.0</p> <p>5.5</p>	<p>L39</p> <p>39.2</p>  <p>10.5</p> <p>5.8</p>
---	--	--	--


➤ **Note:** The VITA VIONIC VIGO prefabricated tooth is a specially developed product with a design perfected for digital production processes. The teeth are shortened in the cervical area and the contact surfaces to the denture base are preconditioned for bonding. As a result, the ready-to-use teeth that can be directly taken from the packaging and bonded into the cavities of the digitally fabricated denture base.

VITA VIONIC VIGO®

Available in 7 x VITA classical A1–D4® / Bleach shades: 0M1, A1, A2, A3, A3.5, B3, D3

Posterior



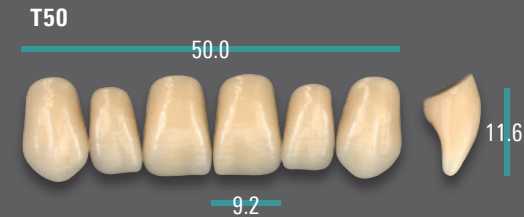
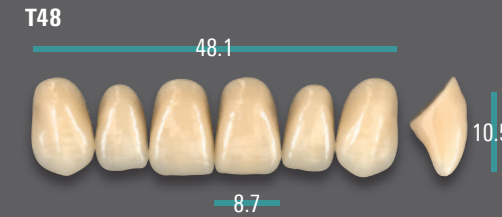
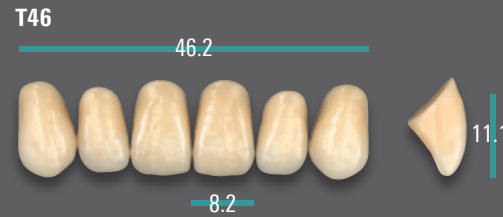
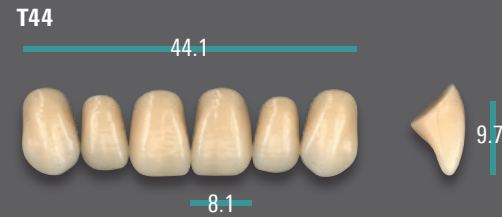
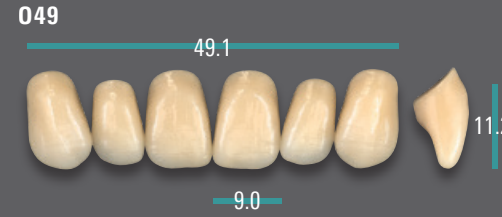
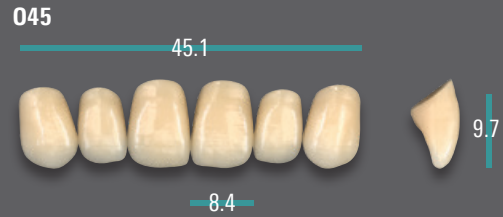
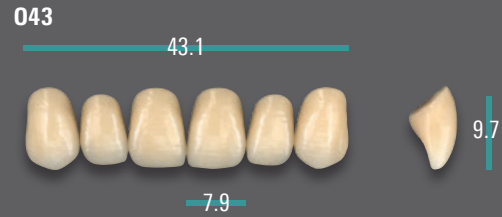
VITA VIONIC VIGO Anterior	UJ / No.  mm	R47 47.0	R49 49.0	O45 44.8	T50 49.9	T46 46.2	O43 43.3	T44 44.0	T48 48.3
	LJ / No.  mm	L37 37.2	L39 39.2	L35 35.2	L39 39.2	L35 35.2	L33 33.2	L33 33.2	L37 37.2
VITA VIONIC VIGO Posterior	UJ / No.  mm	22L 31.8	23L 34.3	22L 31.8	24L 35.9	22L 31.8	21L 30.3	21L 30.3	22L 31.8
	LJ / No.  mm	22L 32.6	23L 35.0	22L 32.6	24L 36.9	22L 32.6	21L 31.0	21L 31.0	22L 32.6

➤ **Note:** The VITA VIONIC VIGO prefabricated tooth is a specially developed product with a design perfected for digital production processes. The teeth are shortened in the cervical area and the contact surfaces to the denture base are preconditioned for bonding. As a result, the ready-to-use teeth that can be directly taken from the packaging and bonded into the cavities of the digitally fabricated denture base.

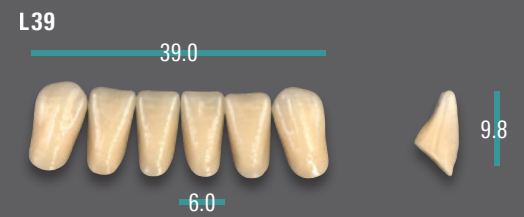
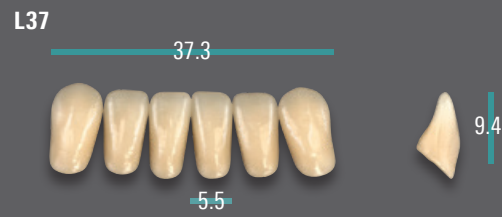
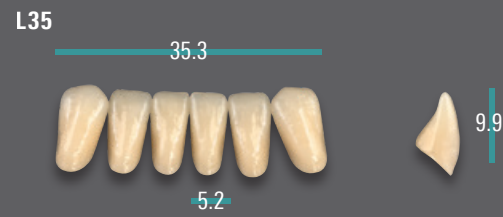
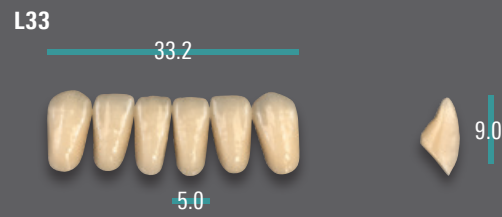
VITAPAN EXCELL® DD FRAME

Available in 6 x VITA classical A1–D4® shades (A1, A2, A3, A3.5, B3, D3)

Upper Anteriors



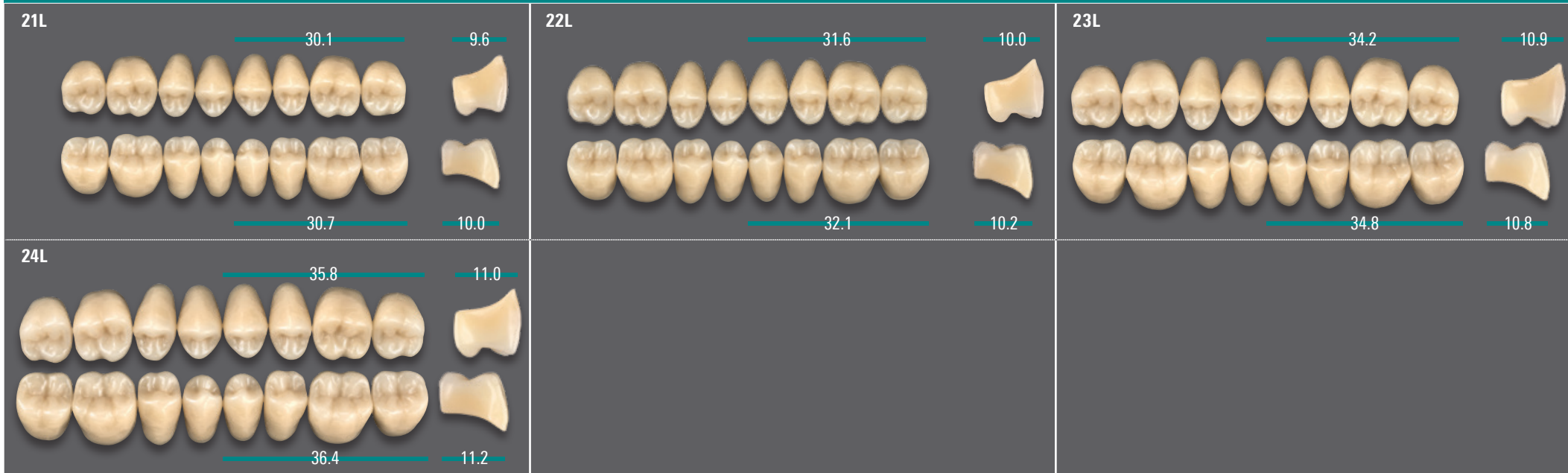
Lower Anteriors







VITAPAN® LINGOFORM DD FRAME

Available in 6 x VITA classical A1–D4® shades (A1, A2, A3, A3.5, B3, D3)

Posterior



VITAPAN EXCELL Anterior	UJ / No.  mm	043 43.1	045 45.1	049 49.1	T44 44.1	T46 46.2	T48 48.1	T50 50.0	R45 45.4	R47 47.0
	LJ / No.  mm	L33 33.2	L35 35.3	L39 39.0	L33 33.2	L35 35.3	L37 37.3	L39 39.0	L35 35.3	L37 37.3
VITAPAN LINGOFORM Posterior	UJ / No.  mm	21L 30.1	22L 31.6	23L 34.2	21L 30.1	22L 31.6	22L 31.6	24L 35.8	22L 31.6	22L 31.6
	LJ / No.  mm	21L 30.7	22L 32.1	23L 34.8	21L 30.7	22L 32.1	22L 32.1	24L 36.4	22L 32.1	22L 32.1

VITAPAN
EXCELL

VITAPAN
PLUS

VITAPAN
LINGOFORM

VITA
PHYSIODENS

VITAPAN

VITAPAN
CUSPIFORM

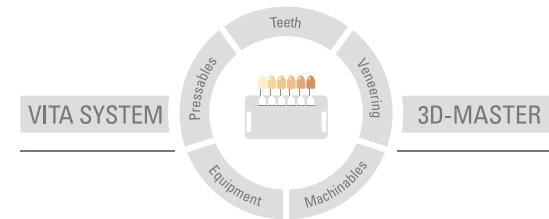
VITAPAN
SYNOFORM

VITA
MFT

VITA VIONIC
VIGO

VITA VIONIC
FRAME

More information on **VITA PROSTHETIC SOLUTIONS** is available at:
www.vita-zahnfabrik.com/prosthetics



Please note: Our products must be used in accordance with the instructions for use. We accept no liability for any damage resulting from incorrect handling or usage. The user is furthermore obliged to check the product before use with regard to its suitability for the intended area of applications. We cannot accept any liability if the product is used in conjunction with materials and equipment from other manufacturers that are not compatible or not authorized for use with our product and this results in damage. The VITA Modulbox is not necessarily a component of the product. Date of issue of these instructions for use: 2022-07

After the publication of this information for use, any previous versions become obsolete. The current version can be found under www.vita-zahnfabrik.com

VITA Zahnfabrik is certified, and the following products bear the mark

CE 0124 ::

VITAPAN® product range, **VITA PHYSIODENS®**, **VITA MFT®**, **VITA VIONIC®** product range



VITA

 VITA Zahnfabrik H. Rauter GmbH & Co.KG
Spitalgasse 3 · D-79713 Bad Säckingen · Germany
Tel. +49(0)7761/562-0 · Fax +49(0)7761/562-299
Hotline: Tel. +49(0)7761/562-222 · Fax +49(0)7761/562-446
www.vita-zahnfabrik.com · info@vita-zahnfabrik.com
 facebook.com/vita.zahnfabrik