

VITA SIMULATE Preparation Material

Working Instructions



VITA shade taking

VITA shade communication

VITA shade reproduction

VITA shade control

Date of issue: 06.13

VITA shade, VITA made.

VITA

VITA SIMULATE Preparation Material is a light-curing composite used in the fabrication of artificial dies to simulate the shade of the prepared tooth. The material is used as an aid particularly when fabricating translucent all-ceramic restorations where the shade effect is strongly influenced by the shade of the stump. As the shade of the restoration can be verified in advance and corrected where required, this product makes it easier for dental technicians to reproduce the tooth shade, and to do so with greater reliability.



Processing

The dentist uses the VITA SIMULATE Preparation Material Guide to determine the shade of the prepared tooth stump. The guide includes 6 VITA SYSTEM 3D-MASTER shades.

"S" stands for VITA SIMULATE Preparation Material.

0M1 S,* 1M1 S, 2M3 S, 3M2 S, 4M3 S, 5M3 S

*for bleached stumps.

Once the dentist has communicated the selected shade to the dental technician, the technician uses the respective shade of VITA SIMULATE Preparation Material to fabricate an artificial control die as follows:



Without allowing areas of excess material to form, use the brush to apply VITA SIMULATE Insulation Liquid (insulating material for acrylic dies) in a thin, homogeneous layer on the inside of the ceramic crown or the veneer.



Fill the interior of the ceramic restoration with VITA SIMULATE Preparation Material, packing the material using a modeling instrument in order to avoid cavity formation.

VITA SIMULATE Preparation Material Processing



Press the application stick into the uncured die material and ensure that the tip of the application stick is positioned at the center of the restoration and does not touch the sides.



Fill the remaining cavities and adapt the material firmly around the application stick.

Close the syringe immediately after use!



Then remove excess die material from the margins using a modeling instrument.



Cure the die material using a light-curing unit or a hand-held curing light (see table).

The light-curing unit must be equipped with a light source that has a wavelength of 350-500 nm and a maximum intensity of 470 nm. These values are, of course, valid only for correctly functioning equipment. All manufacturer instructions, in particular the maintenance instructions, must be observed!

Polymerization

Manufacturer	Unit	Time
Heraeus Kulzer	Heraflash	90 s
Heraeus Kulzer	UniXS	90 s
3M ESPE	Visio Alfa	2 intervals
Hager & Werken	Speed Labolight	3 min
Shofu	Solidilite V	3 min



Remove the cured VITA SIMULATE die from the restoration and clean the restoration in the ultrasonic unit.

Then use the VITA SIMULATE die to check whether the shade of the completed all-ceramic restoration corresponds to the desired shade.

If necessary, shade adjustments can be carried out by staining with VITA AKZENT Plus or layering with VITA VM 9 or VITA VM 7 (depending on the CTE).



VITA SIMULATE Preparation Material Assortment



VITA SIMULATE Preparation Material KIT

Quantity	Content	Product name	Shade	Prod. no.
1	4 g	VITA SIMULATE Preparation Material	0M1 S	E440314
1	4 g	VITA SIMULATE Preparation Material	1M1 S	E440344
1	4 g	VITA SIMULATE Preparation Material	2M3 S	E440404
1	4 g	VITA SIMULATE Preparation Material	3M2 S	E440464
1	4 g	VITA SIMULATE Preparation Material	4M3S	E440544
1	4 g	VITA SIMULATE Preparation Material	5M3 S	E440594
1	16 ml	VITA SIMULATE Insulation Liquid		ESIL16
150		VITA SIMULATE application sticks		E017
1		VITA SIMULATE Preparation Material Guide (shade indicator)		B430

Prod. no. ESPKIT

All products included in the product line are available separately.



VITA SIMULATE Preparation Material

Light-curing composite in 6 shades for the fabrication of artificial dies to simulate the shade of the prepared tooth.

Syringe contains 4 g.

Prod. no., see page 5



VITA SIMULATE Insulation Liquid

Glycerol-based insulation liquid for insulating the die material with regard to the lumen of the crown.

Bottle contains 16 ml.

Prod. no. ESIL16



VITA SIMULATE application sticks

Transparent acrylic sticks with retention ridges for the application of VITA SIMULATE Preparation Material.

Pack contains 150 units.



Prod. no. E017



VITA SIMULATE Preparation Material Guide

Shade indicator with 6 special, concave shade samples for shade-taking on the prepared stump.

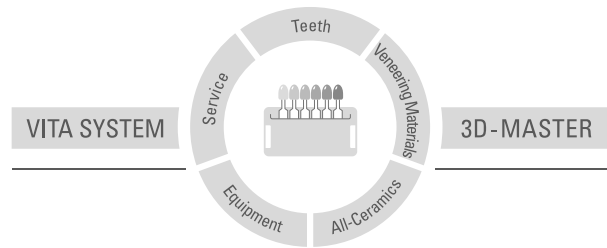
Prod. no. B430

The following products require hazard labeling:*		
<p>VITA SIMULATE Preparation Material</p>	<p>Contains triethylene glycol dimethacrylate (CAS: 109-16-0), 2-dimethylaminoethyl methacrylate (CAS: 2867-47-2).</p> <p>Causes severe irritation of the eyes and skin. May cause allergic skin reactions. Wear protective gloves / protective clothing / safety goggles. Wash thoroughly after use. In case of contact with skin: wash with copious amounts of water and soap. In case of contact with eyes: rinse carefully with water for some minutes. Remove contact lenses if worn and easy to do so. Continue rinsing. In case of persistent eye irritation: seek medical advice / consult a doctor.</p>	
<p>Protective clothing</p>	<p>When working with the product, wear suitable safety goggles / face protection, protective gloves, and protective clothing.</p>	

*Classification according to GHS, the globally harmonized system for classification and labeling of chemicals.

The respective safety data sheets can be downloaded at www.vita-zahnfabrik.com or requested by fax at (+49) 7761-562-233.

With the unique VITA SYSTEM 3D-MASTER, all natural tooth shades can be systematically determined and perfectly reproduced.



Please note: Our products must be used in accordance with the instructions for use. We accept no liability for any damage resulting from incorrect handling or usage. The user is furthermore obliged to check the product before use with regard to its suitability for the intended area of application. We cannot accept any liability if the product is used in conjunction with materials and equipment from other manufacturers that are not compatible or not authorized for use with our product. Furthermore, our liability for the accuracy of this information is independent of the legal basis and, in as far as legally permissible, shall always be limited to the value as invoiced of the goods supplied, excluding value-added tax. In particular, as far as legally permissible, we do not assume any liability for loss of earnings, indirect damages, ensuing damages or for third-party claims against the purchaser. Claims for damages based on fault liability (culpa in contrahendo, breach of contract, unlawful acts, etc.) can only be made in the case of intent or gross negligence. The VITA Modulbox is not necessarily a component of the product.
Date of issue of this information: 06.13

VITA

VITA Zahnfabrik H. Rauter GmbH & Co.KG
Postfach 1338 · D-79704 Bad Säckingen · Germany
Tel. +49(0)7761/562-0 · Fax +49(0)7761/562-299
Hotline: Tel. +49(0)7761/562-222 · Fax +49(0)7761/562-446
www.vita-zahnfabrik.com · info@vita-zahnfabrik.com
[facebook.com/vita.zahnfabrik](https://www.facebook.com/vita.zahnfabrik)